
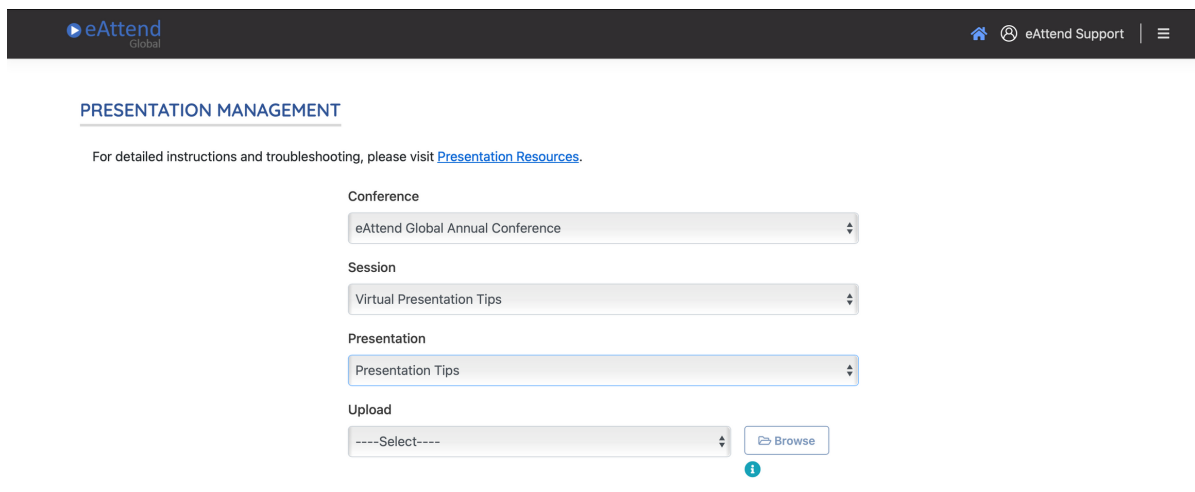


1. Select **Manage My Presentation**:



2. Select your **Conference** (2024 Annual Meeting), **Session**, and **Presentation** from the drop down menus:



3. To upload your presentation, select **Slide presentation**. You will then click **Browse** to select your PowerPoint presentation. Click **Upload** once your file is chosen.



PRESENTATION MANAGEMENT

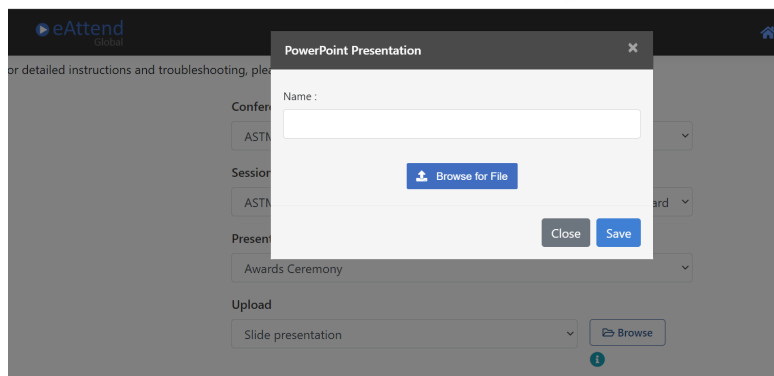
For detailed instructions and troubleshooting, please visit [Presentation Resources](#).

Conference
ASTMH 2024 Annual Meeting

Session
ASTMH24-1 - Plenary Session 1: Plenary Session I: Opening Session and Award

Presentation
Scientific Program Chair Welcoming Remarks

Upload
Slide presentation



4. When you are finished uploading your pre-recorded presentation and have previewed it, check the **acknowledgment box** and click **Submit my Presentation**. Your presentation has now been submitted.

Navigation bar: Daniel Bausch

Conference: ASTMH24-1 - Plenary Session 1: Plenary Session I: Opening Session and Award

Session: ASTMH24-1 - Plenary Session 1: Plenary Session I: Opening Session and Award

Presentation: Awards Ceremony

Upload: Slide presentation

Current Status : Approved

Name	Type	Actions
PowerPoint slide presentation	Slide Presentation(s)	<input type="button" value="Download"/> <input type="button" value="Preview"/> <input type="button" value="Edit"/> <input type="button" value="Delete"/>

I have successfully played and previewed all of my presentation materials